

KL-300 Digital Logic Lab


The KL-300 Digital Logic Lab is a comprehensive and self-contained system suitable for everyone engaged in digital logic experiments.

All the necessary equipment for digital logic experiments such as power supply, signal generator, switches and displays are installed on the main unit suitable for combination logic, sequential logic and microprocessor circuits design and experiments.







- Comprehensive experiment manual and instructor's manual.



- With universal breadboard (1680 tie points) for circuit designing and prototyping.

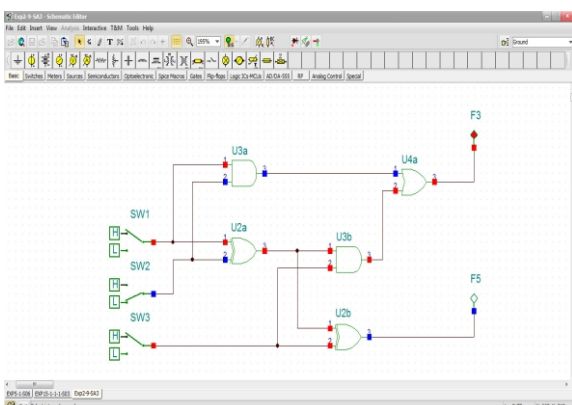


- All modules equipped with an 8-bit DIP switch for fault simulations. Users can practice troubleshooting by setting the DIP switch to different positions.




- Capable of processing TTL, CMOS, NMOS, PMOS and ECL circuits.

● The powerful circuit simulator software



- ◆ Built-in circuit simulation of experiment modules
- ◆ Fault simulation is allowed
- ◆ Users can flexibly compare the simulation analysis result to hardware signal output



- **Modular design: plug and learn**

- ◆ **Basic Logic Gates Experiments**

Introduction to logic gates and switches
Logic gates circuits

- ◆ **Combinational Logic Circuits Experiments**

NOR gate circuits
NAND gate circuit

- ◆ **Clock Generator Circuit Experiments**

Constructing oscillator circuit with basic logic gates
Constructing oscillator circuit with schmitt gate

- ◆ **Sequential Logic Circuit Experiments**

Flip-flop circuits
J-K flip-flop circuits

- ◆ **Memory Circuit Experiments**

Constructing Read Only Memory (ROM) with diodes
Constructing Random Access Memory (RAM) with D flip-flop

- ◆ **Converter Circuit Experiment**

Digital / Analog Converter (DAC) circuit
Analog / Digital Converter (ADC) circuit