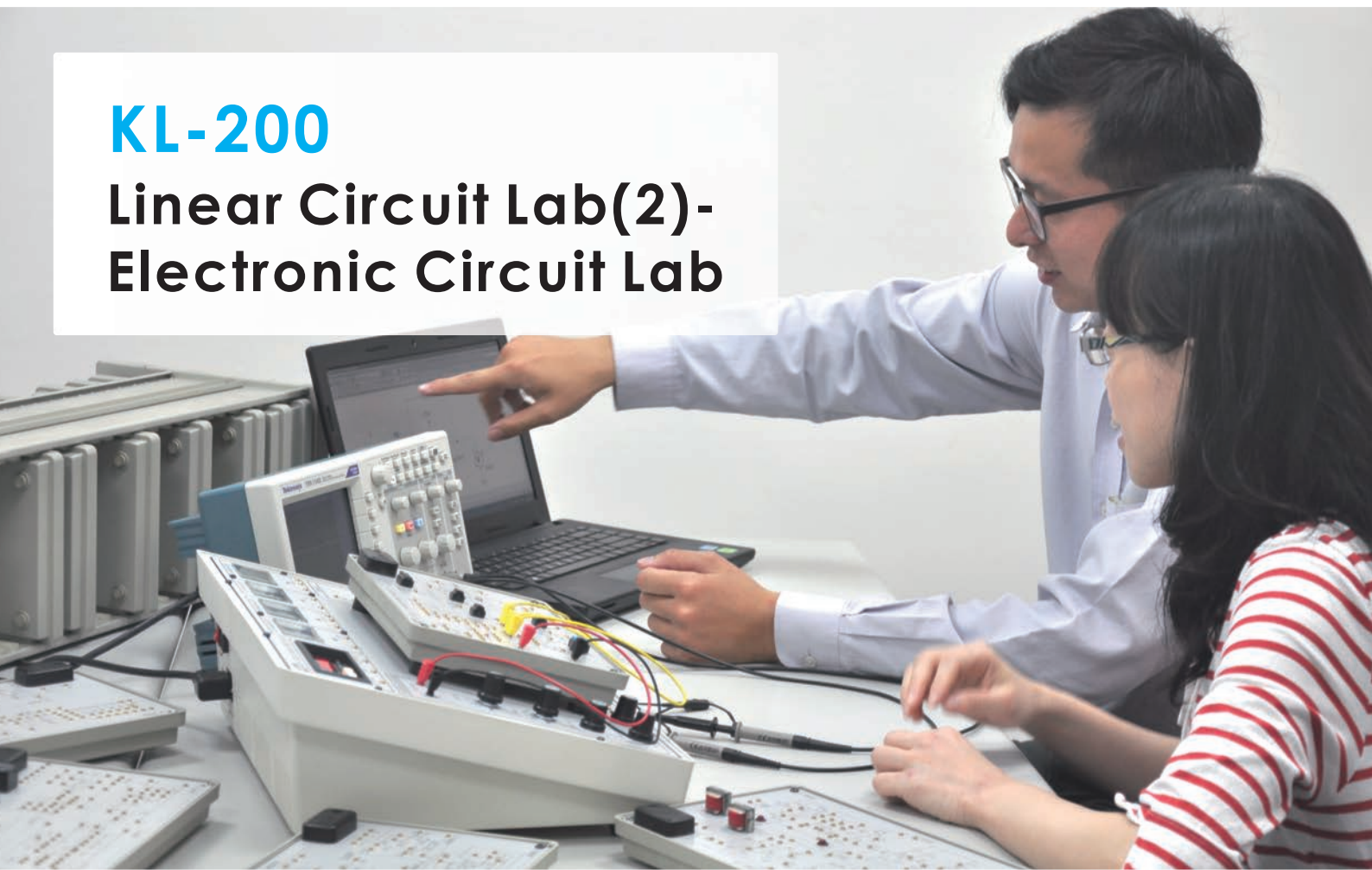





KL-200

Linear Circuit Lab(2)- Electronic Circuit Lab



The KL-200 Linear Circuit Lab(2) - Electronic Circuits Lab is a comprehensive and self-contained system suitable for everyone engaged in electronic circuit experiments.

All the necessary equipment for electronic circuit experiments such as power supply, function generator, analog and digital meters are installed on the main unit, suitable for developing and testing prototype circuits.






- Integrated experimental circuit with comprehensive experiment curriculum.


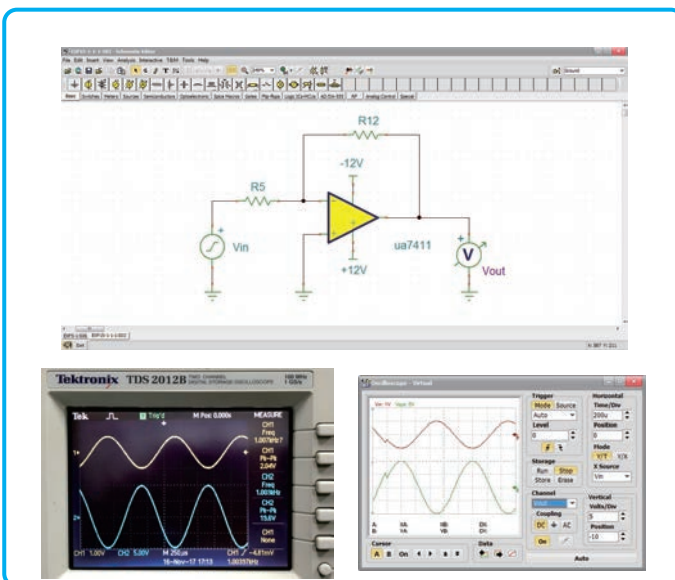


- With universal breadboard (1680 tie points) for circuit designing and prototyping.



- All modules equipped with an 8-bit DIP switch for fault simulations. User can practice troubleshooting by setting the DIP switch to different positions.

• The powerful circuit simulator software



- ◆ Built-in circuit simulation of experiment modules
- ◆ Fault simulation is allowed
- ◆ Users can flexibly compare the simulation analysis result to hardware signal output
- ◆ Support virtual instrument

● Modular design: plug and learn



Complete experiments and teaching materials

- ◆ Characteristics of Diodes
- ◆ Clipping and Clamping Circuits with Diodes
- ◆ Rectifier Circuits
- ◆ Differential and Integrator Circuits
- ◆ Transistors
- ◆ Transistor Amplification Circuits
- ◆ Field Effect Transistors (FET)
- ◆ FET Amplification Circuits
- ◆ Multi - Stage Amplification Circuits
- ◆ Transistor Negative Feedback Circuits
- ◆ Transistor Positive Feedback Circuits
- ◆ Regulated Voltage / Constant Current Circuits
- ◆ Modulation and Demodulation
- ◆ OP Amplifiers
- ◆ Basic Characteristics of OP Amplifier
- ◆ Basic Characteristics of OP Amplifier (1) - Negative Feedback
- ◆ Basic Characteristics of OP Amplifier (2) - Negative Feedback
- ◆ Basic Characteristics of OP Amplifier - Positive Feedback