


Biomedical Measurement Data Acquisition System

KL-710

KL-710 is a physiological signal acquisition system that includes various physiological measurement modules. It enables multiple signals to be collected and displayed over max 16 channels, which is very suitable for biomedical research.

● Multi-Channel Design

16 Channels



8 Channels




4 Channels



● Features

1. Each physiological measurement module can work independently or together according to users' needs.
2. Real-time calculation and analysis can be achieved, including math functions, digital filter, wave analysis, rate detection and power spectrum.
3. Off-line analysis can also be carried out, including statistics, math functions, wave analysis, rate detection and power spectrum.
4. Raw data and image files can be saved in various formats.

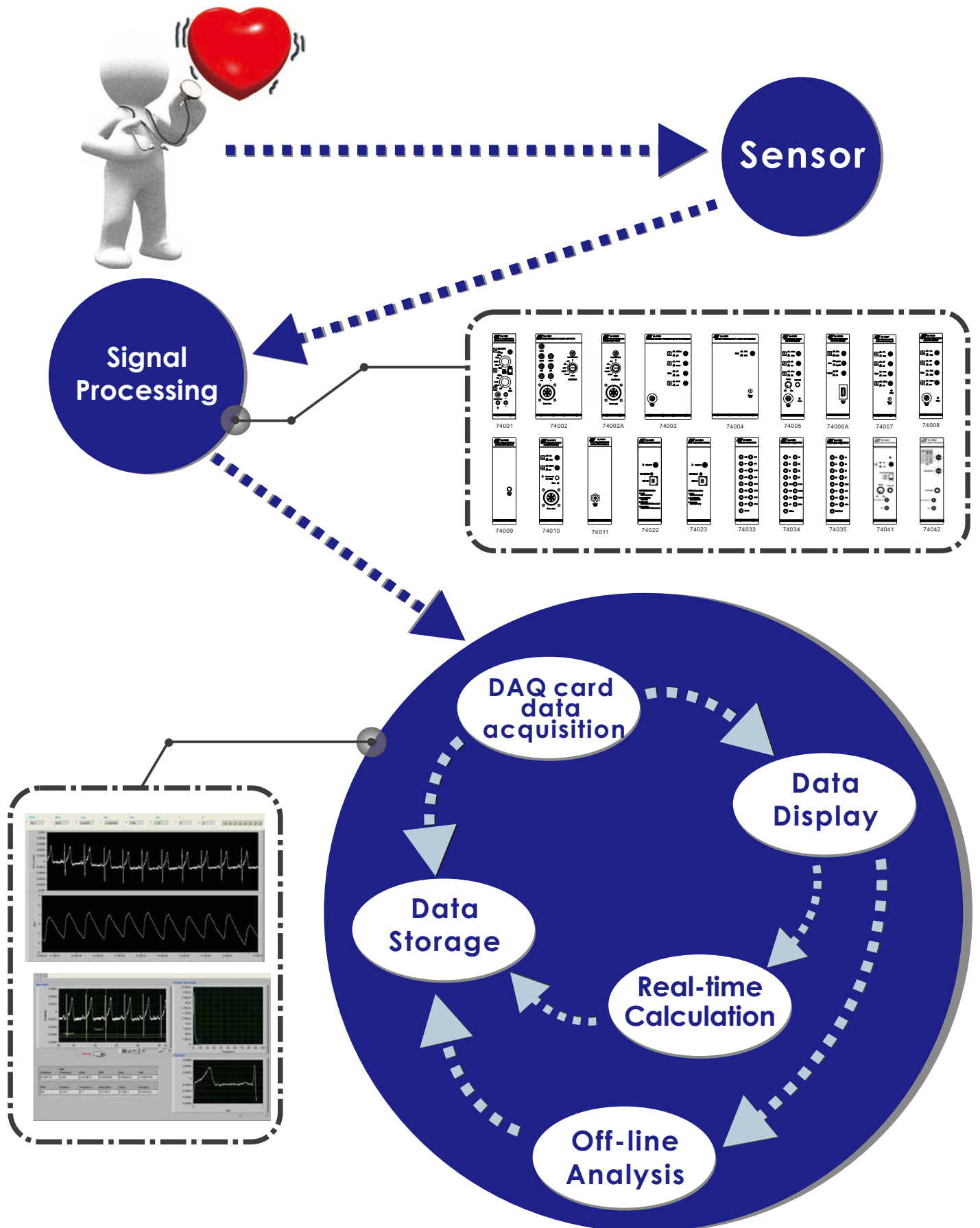
Measuring is the cornerstone of biomedical research



Correct measurement is very important in the medical and biomedical field, which means that measuring equipment for medical scientists has to be reliable and highly accurate for effective analysis.



● Online / Offline Data Analysis



List of Experiments	List of Modules															
	KL-74091	KL-74001	KL-74002A	KL-74003	KL-74004	KL-74005	KL-74006A	KL-74007	KL-74008	KL-74009	KL-74010	KL-74011	KL-74041	KL-74042	KL-74023	KL-74035
Experiment 1 Electroencephalogram Measurement																
Exp 1-1: Electroencephalogram while calm, with eye-open or closed	1	2													1	1
Exp 1-2: Measurement of evoked potential of EEG for speedy deep breathing	1	2													1	1
Exp 1-3: Measurement of evoked potential of EEG for flash stimulation	1	2												1	1	1
Exp 1-4: Measurement of evoked potential of EEG for audio stimulation	1	2											1		1	1
Experiment 2 Electrooculogram Measurement																
Exp 2-1: Electrooculogram measurement on rotation and blink of eyeballs	1	1													1	1
Experiment 3 Electromyogram Measurement																
Exp 3-1: Electromyogram on contraction of biceps muscle	1	1													1	1
Exp 3-2: Electromyogram on contraction of antagonistic muscles	1	2													1	1
Exp 3-3: Isometric & isotonic contraction of skeletal muscles	1	2													1	1
Exp 3-4: Tetanus and fatigue of muscle	1	2													1	1
Experiment 4 Measurement of Heart Beat and Heart Sound																
Exp 4-1: Measurement of heart beats in human being	1						1								1	1
Exp 4-2: Measurement of heart sound in human being	1					1	1								1	1
Experiment 5 Electrocardiogram Measurement																
Exp 5-1: Electrocardiogram measurement during resting condition	1	1	1												1	1
Exp 5-2: The change of electrocardiogram in temperature stimulation	1	1	1												1	1
Experiment 6 Measurement of Blood Pressure																
Exp 6-1: Measurement of mercury sphygmomanometer																
Exp 6-2: Measurement of blood pressure with oscillometry	1				1										1	1
Exp 6-3: Measurement of blood pressure with Korotkoff sound	1				1	1									1	1
Experiment 7 Measurement of Animal Blood Pressure and Temperature Parameters																
Exp 7-1: Invasive measurement of arterial blood pressure	1			1											1	1
Exp 7-2: Measurement of colonic temperature	1											1			1	1
Experiment 8 Measurement of Intestinal Sound																
Exp 8-1: Measurement of intestinal sound in normal condition	1				1										1	1
Exp 8-2: Measurement of intestinal sound on an empty stomach	1				1										1	1
Exp 8-3: Measurement of intestinal sound in diet	1				1										1	1
Experiment 9 Respiration Measurement																
Exp 9-1: Measurement of respiration and heart rate in resting condition	1						1	1	1						1	1
Exp 9-2: Measurement of respiration and heart rate in hyperventilation	1						1	1	1						1	1
Exp 9-3: Measurement of respiration and heart rate in hypoventilation	1						1	1	1						1	1
Exp 9-4: Measurement of respiration and heart rate in exercise	1						1	1	1						1	1
Experiment 10 Pulmonary Function Measurement																
Exp 10-1: Measurement of static pulmonary volume	1									1					1	1
Exp 10-2: Measurement of dynamic pulmonary volume	1									1					1	1
Exp 10-3: Measurement of pulmonary volume in exercise	1									1					1	1
Experiment 11 Psychophysiological Parameters Measurement under Various Emotion Condition																
Exp 11-1: GSR measurement for respiration	1										1				1	1
Exp 11-2: GSR and heart rate measurement for temperature	1						1				1				1	1
Exp 11-3: GSR and heart rate measurement for emotion	1						1				1				1	1